



IMAGE: A MAP OF THE STARS OF THE ORION CONSTELLATION

Print ISSN: 2631-8490 Online ISSN: 2631-8504

JournalPreview

London Journal of Research in Science: Natural and Formal
Volume 24 | Issue 3 | Compilation 1.0



JournalPreview

LONDON JOURNALS OF RESEARCH IN SCIENCE: NATURAL AND FORMAL

This document is a pre-published view of London Journal of Research in Science: Natural and Formal Volume 24, Issue 3 and Compilation 1.0. For any minor changes and updations kindly follow your paper's live editing URL given in sent email or get in touch with our support team at support@journalspress.com or visit our website to use live chat support. This is a beta document thus order, content or existence of papers may alter in the published eJournal. You are requested to kindly acknowledge and approve your research paper in this JournalPreview within three days.

Journal Content

In this Issue



Great Britain
Journals Press

- i. Journal introduction and copyrights
- ii. Featured blogs and online content
- iii. Journal content
- iv. Editorial Board Members

-
1. Towards Sustainable Agriculture Management: IoT-Enabled Greenhouse Monitoring and Regulation System for Year-Round Crop Cultivation. **1-9**
 2. Research on the Technology of Combined Melon Drying. **11-18**
 3. Forensic Anthropology Cases in Uruguay: An Update (1992-2023). **19-26**
 4. Level of Awareness of Boat Captains in Terms of International Regulations for Preventing Collision at Sea in Region V1. **27-32**

-
- V. Great Britain Journals Press Membership



Scan to know paper details and
author's profile

Towards Sustainable Agriculture Management: IoT-Enabled Greenhouse Monitoring and Regulation System for Year-Round Crop Cultivation

Mensah Sitti, Ehigiator Egho-Promise, Nivash Thirunavukarasu & Jesse Adjei-Asare
University Centre Oxford

ABSTRACT

The research focuses on the adaptation of greenhouses for farming, emphasising its positive feedback as a feasible and sustainable option for year-round crop cultivation. The research involves a system that utilises sensors connected to a microcontroller to monitor greenhouse conditions. The sensors measure temperature, humidity, soil moisture, light intensity, and water levels. The system is powered by AC to DC supply, with additional features like a fan to cool the environment and a bulb responding to natural light intensity. The collected data is sent to a webpage for remote monitoring through the Serial Peripheral Interface Flash File System (SPIFFS). The study encompasses two main aspects: sensing and regulation, and transmitting real-time data for remote monitoring.

Keywords: NA.

Classification: LCC Code: S494.5

Language: English



Great Britain
Journals Press

LJP Copyright ID: 925621
Print ISSN: 2631-8490
Online ISSN: 2631-8504

London Journal of Research in Science: Natural and Formal

Volume 24 | Issue 3 | Compilation 1.0



© 2024. Mensah Sitti, Ehigiator Egho-Promise, Nivash Thirunavukarasu & Jesse Adjei-Asare. This is a research/review paper, distributed under the terms of the Creative Commons Attribution-Noncommercial 4.0 Unported License <http://creativecommons.org/licenses/by-nc/4.0/>, permitting all noncommercial use, distribution, and reproduction in any medium, provided the original work is properly cited.

Towards Sustainable Agriculture Management: IoT-Enabled Greenhouse Monitoring and Regulation System for Year-Round Crop Cultivation

Mensah Sitti^a, Ehigiator Egho-Promise^o, Nivash Thirunavukarasu^p & Jesse Adjei-Asare^o

ABSTRACT

The research focuses on the adaptation of greenhouses for farming, emphasising its positive feedback as a feasible and sustainable option for year-round crop cultivation. The research involves a system that utilises sensors connected to a microcontroller to monitor greenhouse conditions. The sensors measure temperature, humidity, soil moisture, light intensity, and water levels. The system is powered by AC to DC supply, with additional features like a fan to cool the environment and a bulb responding to natural light intensity. The collected data is sent to a webpage for remote monitoring through the Serial Peripheral Interface Flash File System (SPIFFS). The study encompasses two main aspects: sensing and regulation, and transmitting real-time data for remote monitoring.

Author  Dept. of CSE, UMaT Tarkwa, Ghana.

o: Technology/CreTech City of Oxford College & University Centre Oxford, UK.

p: Dept of CSE, Jeppiaar Institute of Technology Kunnam, India.

I. INTRODUCTION

Many food crops depend on certain weather conditions to grow and produce fruits. The effects of climate change pose a serious threat to the agriculture industry in tropical nations. This is due to variations in weather patterns, which affect crop yields and productivity in these regions (Chemura et al., 2020).

Climate change is inherently dangerous to crop productivity. Temperature has a big impact on how quickly plants grow, thus if temperatures rise and shorten the developmental stages of determinate crops as a result of climate change, the yields of that species would probably decline (Crawford and Wheeler, 2009).

Many farmers and investors in the farming sector of Ghana's economy experience many hardships due to unprecedented changes in weather conditions. Due to Ghana's dependence on rain-fed agriculture and sensitivity to drought, as well as the fact that less than 2% of the country's agricultural land is irrigated, changing climatic circumstances constitute a danger to the sector's growth (Chemura et al., 2020b). Several farmers have lost a large part of their crops and produce to unfavourable climatic conditions. This happens mostly because most farmers are unable to adequately monitor and regulate the conditions their crops are exposed to while on the farm (Pusatkar and Gulhane, 2016).

Some farmers try to undertake proper measures to ensure their crops do not fall prey to poor weather and neglect. However, for much of the work done to ensure the crops on the farms are exposed to the best of conditions, manual labour is employed. Most research into the agricultural sector aims to significantly reduce the employment of manual labour in the monitoring and regulation of farm conditions. Employing manual labour as a means of monitoring and regulating farm conditions can prove to be very unrewarding due to poor judgment and unreliability (Gallardo and Sauer, 2018).

In the case where manual labour is acquired, there still exists a significant cost in training these personnel in the use of relevant technologies. There is also a lot of cost involved in acquiring and maintaining high-end technologies that ultimately produce minimum results (Virk et al., 2020). The objective of this research is to design an experimental model of a greenhouse that can regulate the internal temperature and light, monitor the soil moisture content of the greenhouse, and send the data to a designed webpage to facilitate remote monitoring.

II. RELATED WORKS

The adaptation of greenhouses as a means of farming has recorded a lot of positive feedback. Precision agriculture, data processing, and smart farming advancements are driving a revolutionary change in closed-field agriculture. From simple covered greenhouse constructions, protected cultivations have developed to cutting-edge plant factories that maximise both plant and labour output (Shamshiri et al., 2018). To manage the local climate and grow crops all year long, even in harsh outside circumstances, greenhouse agriculture is seen to be a feasible alternative and sustainable option that can address the coming food crisis. It is believed that Internet of Things (IoT) technologies, including smart sensors, devices, network topologies, big data analytics, and intelligent decisions, will answer greenhouse farming problems, including local climate control in greenhouses, crop growth monitoring, crop growth monitoring, crop harvesting, and other issues (Rayana et al., 2020).

Doshi et al., (2019) proposed a technology which can alert farmers of the conditions of their crops by generating messages on varied platforms. The technology will help farmers by giving them access to real-time data from the farms (temperature, humidity, soil moisture) so they can take the necessary steps to practise smart farming, improve crop yields, and conserve resources (water, fertilizers). The device described in this paper makes use of the ESP32 Node MCU, a breadboard, the DHT11 Temperature and Humidity Sensor, the Soil Moisture Sensor, the SI1145 Digital UV Index / IR/ Visible Light Sensor, jumper wires, LEDs, and a serial monitor to display live data feed. It also uses the Blynk Mobile app.

Nicolosi et al., (2017) also developed a similar system. This work demonstrates an adaptive control system designed to govern the microclimate in a greenhouse by combining creative soft computing approaches. Specifically, a neural network strategy has been suggested to anticipate the greenhouse's climatic behaviour, while a parallel fuzzy scheme approach is used to modify the fan-air coil's speed and temperature. Due to the system's capacity to make immediate decisions on both observed variables and anticipated climatic change, the suggested integrated method offers greater management of greenhouse climatic conditions.

Another related project is that of Kodali et al., (2016) on the theme, "IoT based Smart Greenhouse". The model of a smart greenhouse provided by this work enables farmers to carry out farm work automatically without relying heavily on manual inspection. As a closed structure, a greenhouse shields plants from harmful weather elements like wind, hail, ultraviolet rays, and insect and pest attacks. Agricultural fields are irrigated using automated drip irrigation, which runs in line with the soil moisture threshold set appropriately to provide the plants with the ideal amount of water. Drip irrigation techniques may be used to apply the right quantities of nitrogen, phosphorous, potassium, and other minerals based on information from the soil health card. An ultrasonic sensor is used to measure the present water level before building the appropriate water management tanks and adding water to them. Growing lights are used at night to provide plants with the necessary wavelength of light. Humidity and temperature sensors, together with a fogger, are used to regulate temperature and air humidity.

Short Message Service (SMS) from Subscriber Identity Module (SIM) is used to regulate a tube well. Beehive boxes are used for pollination and ultrasonic sensors are used to monitor the boxes, measure the honey, and send emails to the purchasers when the boxes are full. Additionally, the data gathered from storage containers is transferred to a cloud service (Google Drive) and can be sent to an online retailer.

III. GREENHOUSE AUTOMATION TECHNOLOGIES

Automation technologies used in greenhouses include agricultural automation for crop growth, remote monitoring and control systems, and Artificial Intelligence (AI) technology. According to Levonevskiy, et al. (2023), Agricultural automation aims to reduce time and cost of crop production and minimize human errors. A study conducted by Moreno, et al. (2023) showed how remote monitoring and control systems utilize voice command recognition and mathematical models for analysing environmental parameters. AI technology is used for optimizing crop yields, water and fertiliser use efficiently, pest and disease control, and energy management (Maraveas, 2022). Robotic systems, bio-inspired algorithms, and image signal processing are employed for various greenhouse processes (Starikov, Griбанov and Starikova, 2022). Additionally, AI-based irrigation and soil fertiliser application have shown higher returns on investments and resources efficiently. Combined irrigation systems, such as low-volume drip and aerosol irrigation, are also used, with electrochemical activation of water expanding the technological modes of irrigation. These automation technologies aim to improve efficiency, reduce costs, and enhance agricultural sustainability in greenhouse farming.

IV. REMOTE MONITORING SYSTEMS

Remote monitoring systems play a crucial role in greenhouse management by providing real-time monitoring and control of environmental parameters. According to Bo (2023) and Zhu et al (2022), in their studies, emphasised how these systems allow farmers to remotely monitor crop growth and adjust environmental factors such as temperature, soil moisture, and light intensity. By using IoT technology and deep learning algorithms, intelligent agriculture monitoring systems can effectively collect and analyse data on greenhouse temperature, carbon dioxide, light, and other environmental factors (Agilesh Saravanan *et al.*, 2023). The data collected can be stored and accessed through cloud platforms, enabling farmers to monitor and control their greenhouses from anywhere (Chen *et al.*, 2022). Additionally, remote monitoring systems can notify farmers of any anomalies or issues through mobile applications, allowing for timely intervention (Mellit *et al.*, 2021). These systems improve efficiency, reduce management costs, and enhance the quality of crop production in smart greenhouses. The concept of remote monitoring and control is transforming greenhouse farms operations across the globe. This innovative technology allows the farmer to manage and oversee greenhouse processes, assets, and systems from a distance, offering unparalleled convenience, efficiency, and insight.

V. COMPONENTS OF GREENHOUSE AUTOMATION

This research consists of a system that senses the conditions within the enclosure of the greenhouse and sends live data to the webpage for viewing using the Serial Peripheral Interface Flash File System (SPIFFS). The research can be considered within two distinct contexts: Sensing and regulation and transmitting live data to enable remote monitoring. The conditions within and immediately around the greenhouse are measured using designated sensors connected to the ESP32 Microcontroller. These sensors include a DHT11 Temperature and Humidity sensor for determining the environment's temperature and humidity. It also includes a soil moisture sensor to detect the amount of moisture within the soil, and a light sensor to turn on or off the lights depending on the intensity of the natural light within the surroundings of the greenhouse. There is also a water level sensor to keep record of the

level of the water in the irrigation tank. The system is powered by an AC to DC power supply. The system has a fan and bulb inside the greenhouse. The fan is turned on when the temperature exceeds a limit of 32°C to help cool the environment. The Bulb is turned on when the natural light in the immediate environment of the greenhouse drops below a certain percentage intensity. The data received from the sensors are sent to the microcontroller which is then rerouted and sent to the webpage for monitoring. This is done using the SPIFFS server.

The Prototype of the greenhouse mimics the functioning of a regular greenhouse. Typical crops that can be grown using this system include regular-sized fruit-bearing crops as well as vegetables. The greenhouse can be mounted in any location with adequate sunlight and ventilation. Figure XX shows the experimental model of the greenhouse automation.



Fig.XX: Experimental model of greenhouse

The setup was done by connecting different devices with specific purposes which come together to ensure the system works together as a unit to achieve the objective of the research. The project aims to automate the regulation of the conditions within the greenhouse using sensors and fuzzy logic. Fig xx shows the hardware setup of the greenhouse. The setup was done using three principal components:

- i. The ESP32 Microcontroller
- ii. Breadboard
- iii. Jumper Wires.




Fig.XX: Hardware Connection of System

The Microcontroller, the breadboard and the wires are used to ensure that the sensors and other devices within the system interface with each other successfully. The Microcontroller has limited pins and connecting all the devices directly may overcrowd the setup. The breadboard serves as an extension for the microcontroller to allow for better connections while ensuring a closed loop. It fundamentally ensures a successful basic circuit.

The ESP32 Microcontroller processes the data received from the sensors to activate the necessary devices using its processor. It has preinstalled firmware that allows it to coordinate communication between the peripherals.

The Jumper wires are a solderless means of connecting the microcontroller and the other components of the system.

VI. CIRCUIT CONNECTION

The main power source of the system was a DC power source adapted from an AC/DC power converter. To ensure that power is supplied to the entire system, the power from the converter is connected to the breadboard and the other components including the microcontroller is connected to the power strip on the breadboard. The ground however is connected from the ESP32 ground pin to the breadboard. The other sensors and devices connect to the ground from the extension on the breadboard. All these connections are done with the help of the jumper wires.

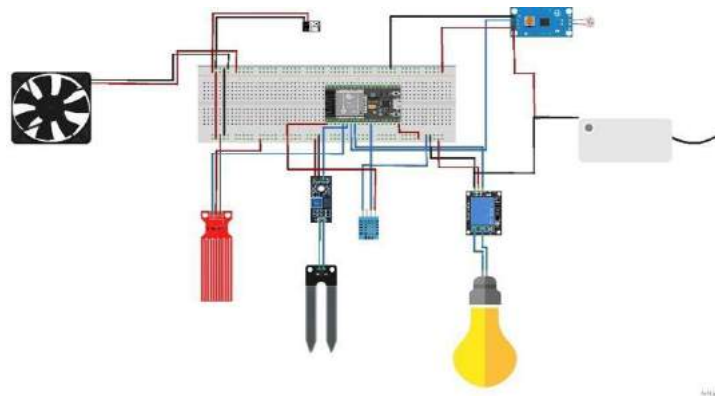


Fig.XX: Circuit Diagram

6.1 DHT11 Temperature and Humidity Sensor

- i. The signal pin of the DHT11 temperature and Humidity sensor is connected to digital pin 14 on the ESP32 microcontroller.
- ii. The Ground pin is also connected to the Ground (-) bus on the breadboard.
- iii. The power is tapped from the breadboard by connecting the VCC pin to the Positive (+) bus on the breadboard.

6.2 Moisture Sensor

- i. The moisture sensor was also connected to pin 35 on the microcontroller.
- ii. The Ground pin is also connected to the Ground (-) bus on the breadboard.
- iii. The power is tapped from the breadboard by connecting the VCC pin to the Positive (+) bus on the breadboard.

6.3 Water Sensor

- i. The water sensor was also connected to pin 34 on the microcontroller.
- ii. The Ground pin is also connected to the Ground (-) bus on the breadboard.

- iii. The power is tapped from the breadboard by connecting the VCC pin to the Positive (+) bus on the breadboard.

6.4 *Photosensor (LDR)*

- i. The photosensor was also connected to pin 32 on the microcontroller.
- ii. The Ground pin is also connected to the Ground (-) bus on the breadboard.
- iii. The power is tapped from the breadboard by connecting the VCC pin to the Positive (+) bus on the breadboard.

6.5 *Bulb*

- i. The bulb channel signal was also connected to pin 33 on the microcontroller.
- ii. The Ground pin is also connected to the Ground (-) bus on the breadboard.

The power is tapped from the breadboard by connecting the VCC pin to the Positive (+) bus on the breadboard.

6.6 *Fan*

- i. The Fan output pin was also connected to pin 25 on the microcontroller.
- ii. The Ground pin is also connected to the Ground (-) bus on the breadboard.
- iii. The power is tapped from the breadboard by connecting the VCC pin to the Positive (+) bus on the breadboard.

6.7 *Pump*

- i. The pump output pin was also connected to pin 12 on the microcontroller.
- ii. The Ground pin is also connected to the Ground (-) bus on the breadboard.

The power is tapped from the breadboard by connecting the VCC pin to the Positive (+) bus on the breadboard.

VII. IMPLEMENTATION AND TESTING

- i. The system employs the use of several sensors in the development process. These sensors are responsible for measuring certain variables and act indirectly as actuators. When the readings recorded correspond with certain predetermined values, particular devices within the greenhouse are activated. The microcontroller has a set of preloaded functions that help to control the sequencing ordered by the logic implemented by user-inputted instructions. The main processes of the system include;
- ii. The reading of temperature and humidity values within the greenhouse. The readings are sent to the microcontroller for processing. The value of temperature is stored and analysed using predefined fuzzy logic. If the value of temperature goes beyond 32°C, the fan is activated. The logic at that stage iterates till the fan goes off when the temperature falls below the threshold.
- iii. Similar to the other DHT11, the soil moisture sensor reads the moisture content of the soil and transmits that data to the microcontroller. The microcontroller processes the data and implements similar logic as the one performed on the data from the temperature sensor. The readings were recalibrated and expressed as a percentage. When the moisture content falls below the lower limit of 20%, the DC pump is automatically activated. It pumps water into the soil. The pump is activated for as long as the moisture content of the soil is below the lower limit and goes off when it detects moisture above the 20% minimum value.
- iv. The Photosensor detects the intensity of light in the surrounding environments of the greenhouse. Similar to the soil moisture sensor, its readings were expressed as a percentage. The logic was to activate the bulb once the surrounding light dropped in intensity below the minimum value and turn off the bulb once the intensity of light rises above the given value.

- v. The water sensor was also used to measure the level of water in the tank. This is to make sure the farmer always knows when to refill the tank to ensure the crops are always irrigated.
- vi. All the data transmitted to the microcontroller are processed and delivered to the webpage through the Wi-Fi module. The data displayed on the webpage is live. This means the farmer would have real-time data concerning the state of the greenhouse.
- vii. The system iterates this process as long as it is powered and connected to a network.

VIII. DATA ANALYSIS AND DECISION SUPPORT

The conditions necessary for the activation of the devices within the greenhouse were stimulated to ensure their efficiency. The devices responded positively to the changes in the conditions accurately. Figure xx shows the webpage displaying the data from the sensors and the state of the devices in desktop mode.

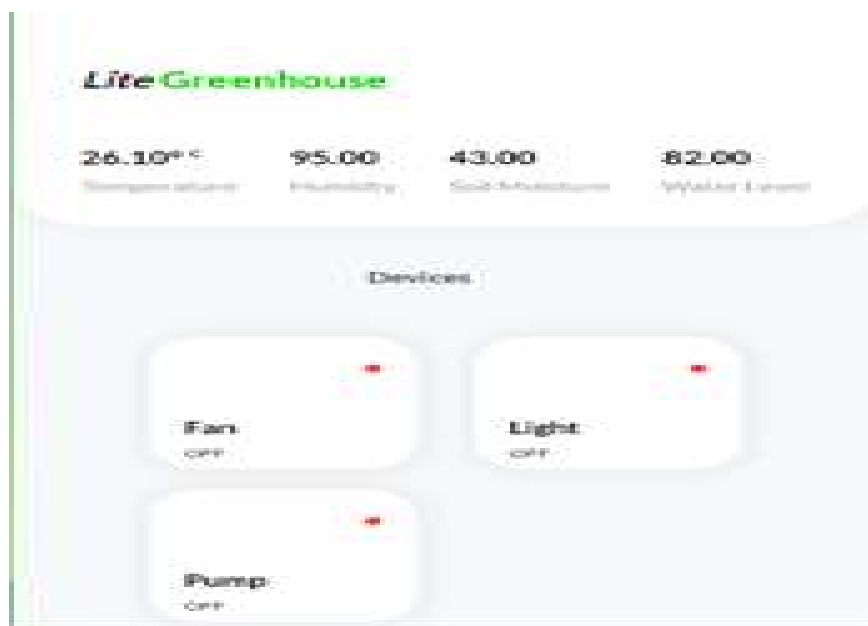


Fig.XX: Web interface

VIII. CONCLUSION

The objective of the project was to develop a prototype of a greenhouse that had automated functions to regulate the conditions of the greenhouse. This was achieved using an ESP32 microcontroller and several sensors as well as some regulatory devices. The system is fully automated when connected to a power source and a network. To enable the farmer to monitor the state of the greenhouse, the data is transmitted to the webpage accessible on the network. It is therefore rational to say that the system is operational and can be modified and enhanced to perform the automation on a larger and more effective scale.

Several issues can be addressed to ensure the system is fully operational. The power source can be changed to a solar source. This will enable the system to be set up in locations where electricity is not accessible. The SPIFFS method can also be upgraded to a larger network to allow monitoring from farther locations.

REFERENCES

1. Agilesh Saravanan, R. *et al.* (2023) "IoT-Based Greenhouse Monitoring," in *Cybernetics, Cognition and Machine Learning Applications*. Singapore: Springer Nature Singapore, pp. 39–45.
2. Anon. (2020), "ESP32 - DevKitC", www.components101.com/microcontrollers/esp32-devkitc, Accessed: September 23, 2022.
3. Anon. (2021), "DHT11 Temperature and Humidity Sensor", www.components101.com/sensors/dht11-temperature-sensor, Accessed: September 23, 2022.
4. Bo, X. (2023) "Design of remote intelligence monitoring system based on LabVIEW for the greenhouse," in *Lecture Notes on Data Engineering and Communications Technologies*. Cham: Springer International Publishing, pp. 385–392.
5. Chen, Y. *et al.* (2022) "Design of remote monitoring system for greenhouse environment," in *Lecture Notes in Electrical Engineering*. Singapore: Springer Singapore, pp. 515–522.
6. Chemura, A., Schauburger, B. and Gornott, C. (2020), "Impacts of climate change on agro-climatic suitability of major food crops in Ghana", *PLoS One*, Vol. 15, No. 6, p.5
7. Craufurd, P.Q. and Wheeler, T.R. (2009), "Climate change and the flowering time of annual crops", *Journal of Experimental botany*, Vol. 60, No. 9, pp.2529-2539.
8. Doshi, J., Patel, T. and Kumar Bharti, S. (2019), "Smart Farming using IoT, a solution for optimally monitoring farming conditions", *Procedia Computer Science*, Vol. 160, pp.746-751.
9. Babiuch, M., Foltýnek, P. and Smutný, P. (2019), "Using the ESP32 microcontroller for data processing", ICCS 2019, *20th International Carpathian Control Conference*, pp. 1-6.
10. Gallardo, R.K. and Sauer, J. (2018), "Adoption of labor-saving technologies in agriculture", *Annual Review of Resource Economics*, Vol. 10, No. 1, pp.185-206.
11. Ibrahim, D. (2006), "Microcontroller based applied digital control", John Wiley & Sons, pp.314.
12. Kodali, R.K., Jain, V. and Karagwal, S. (2016), "IoT based smart greenhouse", R10-HTC, 2016, *IEEE region 10 humanitarian technology conference*, pp. 1-6.
13. Maraveas, C. (2022) "Incorporating artificial intelligence technology in smart greenhouses: Current state of the art," *Applied sciences (Basel, Switzerland)*, 13(1), p. 14. doi: 10.3390/app13010014.
14. Mellit, A. *et al.* (2021) "Design of a novel remote monitoring system for smart greenhouses using the Internet of things and deep convolutional neural networks," *Energies*, 14(16), p. 5045. doi: 10.3390/en14165045.
15. Moreno, M. C., Quintero, L. D. and Torres, N. A. (2023) "Automated Monitoring and Control System for Greenhouses Using Modern Speech Processing Through Mathematical-Based Methods," in *2023 Argentine Conference on Electronics (CAE)*. Cordoba, Argentina: IEEE, pp. 35–40.
16. Nicolosi, G., Volpe, R. and Messineo, A. (2017), "An innovative adaptive control system to regulate microclimatic conditions in a greenhouse", *Energies*, Vol. 10, No. 5, p.722.
17. Pallavi, S., Mallapur, J.D. and Bendigeri, K.Y. (2017), "Remote sensing and controlling of greenhouse agriculture parameters based on IoT", BID 2017, *International conference on big data, IoT and data science*, pp. 44-48.
18. Pusatkar, A.C. and Gulhane, V.S. (2016), "Implementation of wireless sensor network for real time monitoring of agriculture", IRJET 2016, *International research journal of engineering and technology*, Vol. 3, No. 5, p.5.
19. Rayhana, R., Xiao, G. and Liu, Z. (2020), "Internet of things empowered smart greenhouse farming", *IEEE Journal of Radio Frequency Identification*, Vol. 4, No. 3, pp.195-211.
20. Shamshiri, R., Kalantari, F., Ting, K.C., Thorp, K.R., Hameed, I.A., Weltzien, C., Ahmad, D. and Shad, Z.M. (2018), *Advances in greenhouse automation and controlled environment agriculture. A transition to plant factories and urban agriculture*, International Journal of Agricultural and Biological Engineering, Vol. 11, No. 1, pp.1-22.

21. Singh, P. and Saikia, S. (2016), "Arduino-based smart irrigation using water flow sensor, soil moisture sensor, temperature sensor and ESP8266 WiFi module", R10-HTC 2016, *Region 10 Humanitarian Technology Conference*, pp. 1-4.
22. Starikov, A. V., Griбанov, A. A. and Starikova, A. A. (2022) "Automation of combined irrigation system control in greenhouses with electrochemically activated water," in *2022 International Ural Conference on Electrical Power Engineering (UralCon)*. IEEE.
23. Virk, A.L., Noor, M.A., Fiaz, S., Hussain, S., Hussain, H.A., Rehman, M., Ahsan, M. and Ma, W. (2020), "Smart farming: An overview", *Smart Village Technology*, pp.191-201.
24. Zhu, M. and Shang, J. (2022) "Remote Monitoring and Management System of Intelligent Agriculture under the Internet of Things and Deep Learning," *Wireless Communication and* , 2022, p. 13.

This page is intentionally left blank



Scan to know paper details and
author's profile

Research on the Technology of Combined Melon Drying

*Samadov Otabek Bakhriddinovich, Shomirov Bekhzod Abdukhamidovich &
Choriev Abdusattar Zhuraevich*

Tashkent State Technical University

ABSTRACT

The article is devoted to the study of the technology of combined drying of melons. An analysis of melon varieties suitable for drying was carried out. Biological and physical parameters of melon have been studied, which are characterized by a corresponding set of physiological, chemical and other indicators. Physicochemical and other properties of melon as an object of drying have been investigated. The study of the process was carried out in two modes: 1) drying of the product by IR convective method without preliminary treatment with IR rays; 2) IR convective drying with IR pre-treatment of the product. It has been established that the use of IR radiation together with convective drying, in comparison with the absence of a convective component, makes it possible to reduce the moisture content of the product at a heat flux density of 1.5 kW/m². The use of IR radiation of samples with a heat flux power of 1.5 It has been found that the use of IR radiation in conjunction with convective drying can reduce the dispersion of the product and its moisture. The analysis shows that in the proposed method, under the influence of IR rays, there is an intensive removal of moisture from the entire volume of the material. bring the residual moisture content of the samples to a minimum of 15-20% and 20-25%, respectively, under other conditions being the same. This drying rate is much better than IR drying without a convective component.

Keywords: NA.

Classification: LCC Code: S, SB, TP368-TP456

Language: English



Great Britain
Journals Press

LJP Copyright ID: 925621
Print ISSN: 2631-8490
Online ISSN: 2631-8504

London Journal of Research in Science: Natural and Formal

Volume 24 | Issue 3 | Compilation 1.0



Research on the Technology of Combined Melon Drying

Samadov Otabek Bakhriddinovich^α, Shomirov Bekhzod Abdukhamidovich^σ
& Choriev Abdusattar Zhuraevich^ρ

ABSTRACT

The article is devoted to the study of the technology of combined drying of melons. An analysis of melon varieties suitable for drying was carried out. Biological and physical parameters of melon have been studied, which are characterized by a corresponding set of physiological, chemical and other indicators. Physicochemical and other properties of melon as an object of drying have been investigated. The study of the process was carried out in two modes: 1) drying of the product by IR convective method without preliminary treatment with IR rays; 2) IR convective drying with IR pre-treatment of the product. It has been established that the use of IR radiation together with convective drying, in comparison with the absence of a convective component, makes it possible to reduce the moisture content of the product at a heat flux density of 1.5 kW/m². The use of IR radiation of samples with a heat flux power of 1.5 It has been found that the use of IR radiation in conjunction with convective drying can reduce the dispersion of the product and its moisture. The analysis shows that in the proposed method, under the influence of IR rays, there is an intensive removal of moisture from the entire volume of the material. bring the residual moisture content of the samples to a minimum of 15-20% and 20-25%, respectively, under other conditions being the same. This drying rate is much better than IR drying without a convective component. On the basis of experimental research, it is clear that the drying process largely depends on the mechanical structure of the raw material. This is due to the fact that the cellular structures of the material are revealed, as a result of which the duration of the drying process is reduced by 1.5 - 2 times compared to the existing method.

Author α: Tashkent Institute of Chemical Technology 32 Navoi Street, Tashkent, Republic of Uzbekistan.

σ ρ: Tashkent State Technical University named after Islam Karimov 2, University city, Tashkent, Republic of Uzbekistan.

I. INTRODUCTION

The demand on the world market for dried products of Uzbekistan is huge, so it is necessary to take advantage of the favorable situation and earn currency for the country.

Traditionally, melons are dried naturally. To do this, the melon is peeled, the seeds are removed, and the hard pulp is cut into slices of a certain thickness. At private enterprises, installations are gradually appearing where contact, convective, and conductive drying methods are used [6;9]. However, they are often implemented without calculations substantiated by the results of scientific and experimental research. It seems that for the evaporation of moisture from the pulp and skin of the melon, the thermal radiation method of heat supply is promising, and it is advisable to remove moisture from the drying zone by the convective method.

However, these assumptions must be verified through experimental studies and convincing confirmation of their technical superiority and economic profitability should be obtained.

The organization of industrial drying of melons will increase the volume of their production in agriculture, reduce the loss of a valuable product, create production capacities and, consequently, jobs, as well as accumulate a stock of products sold on the world market.

Scientific research on the technology of drying agricultural products has been carried out in many scientific centers and educational institutions of the world, including the University of Illinois (USA), the University of Greenwich (Great Britain), the Italian Culinary Institute (Italy), the Institute of Agricultural Engineering (Germany), Institute of Chemical Technology (France), Kemerovo Institute of Food Technology (Russia), Canadian Institute of Food Science and Technology (Canada), Swedish Institute of Food and Biotechnology (Sweden).

In the direction of world-scale research in recent years, including at Wageningen University (Holland), at the first stage of drying vegetables, radio-beam processing was applied, and the main drying was carried out in an electromagnetic field of the microwave range; According to researchers from Graz University of Technology (Austria), it is advisable to carry out drying in the ranges with low frequencies and long wavelengths of vibrations; employees of the National University of Food Technologies (Ukraine) and Panjab University (Pakistan) are in favor of pre-treatment of raw materials in electromagnetic fields of various frequency ranges, and final drying by convective method.

Today, intensive research is underway to create energy-saving drying technologies that ensure the safety of sensitive native components present in agricultural products.

Opinions are given in the literature that the thermoradiation drying method is effective, and the convective method prevails in production, because. It is believed that the thermoradiation method of drying has not been studied enough and is rarely used in production.

The efficiency of energy supply in the form of electromagnetic fields in the infrared range for pre-treatment of the material is to obtain a product with the optimal composition of active substances in it with minimal energy consumption and is an important scientific problem of drying agricultural products, the solution of which should include the concept of choice and substantiation of rational modes of IR energy supply.

Pre-treatment of the drying object provides new, more intensive modes of the drying process and improved properties of the finished product, because. it can improve the drying speed, reduce the residual moisture, which is due to the change in the physical and chemical properties of moisture in vegetables, before the main drying process.

II. METHODS

Determination of the chemical composition of dried products was carried out by physical and chemical methods.

The substantiation of rational drying modes, drying technology and the design of the dryer is carried out taking into account the classification of dried materials as drying objects.

Currently, there is no general classification of gourds on the example of melon.

Therefore, we will consider the basic principles for constructing such a classification for various materials based on literary sources. Then we will study the possibility of transferring the existing experience in the classification of dried materials to such a specific product as high-moisture gourds [6].

Characteristics of wet materials divided into the following 5 groups:

- a. thermal, causing thermal resistance;
- b. sorption-structural, limiting the internal diffusion resistance during the drying process;
- c. structural - mechanical properties, size and shape of particles that affect the choice of hydrodynamic drying mode;
- d. hygrothermal, which determine the energy and types of connection with the material;
- e. technological characteristics that limit the choice of drying method and apparatus design.

When developing a classification of dried materials, we pay attention to their structure and types of binding energy with the material.

The layer of material to be dried is not homogeneous, since it is a complex, little-studied disperse system. Dispersed media are subdivided according to the action of capillary properties into a dropping liquid: capillary - porous, if the force of gravity of the liquid exceeds the capillary forces.

The mechanism of moisture and heat transfer in the material depends on the forms of moisture bonding with the material, since with the transition from one form of bond to another, not only the quantitative ratio of volume, air and moisture changes, but also the location of residual moisture in the pores.

The theory of drying considers the phenomena of heat and mass transfer in a wet material and near its surface, as well as the corresponding phase and structural transformations. There is a relationship between the processes occurring in the material (heat and mass transfer). During the drying process, the connection of moisture with the material is broken, for which a certain amount of energy is spent.

As is known, the vapor pressure above the surface of a wet material decreases as a result of binding moisture to the material. The stronger the moisture is bound to the material, the greater the binding energy. The binding of moisture to the material is accompanied by the release of heat.

The physicochemical and other properties of melon as an object of industrial processing have been studied.

The sugar content of melons ranges from 9 to 18%. The surface of a ripe fruit can be smooth, bumpy, segmented, wrinkled, with a reticulation characteristic of a particular variety [1;4].

According to the largest transverse diameter, the fruits of melons are divided: with a round or flattened shape into: large - from 22 cm and above, medium - 15-22 cm, small - up to 15 cm; with an elongated shape: large - from 30 cm and above, medium - 25-30 cm, small - up to 25 cm.

Melon pulp in the period of biological ripeness is divided into four main types: vague, very juicy, melts in the mouth; dense, viscous; crispy, watermelon-like; potato-like, as if crumbly.

The color of the pulp is white, pink or green. The layer of pulp is from 20 to 100 mm - depending on the variety. There are different varieties of melon, they differ in taste.

The chemical composition of the melon includes the following components as a percentage relative to the fresh weight: solids - range from 9.5 to 15.6%; fructose - from 0.75 to 2.02%; glucose - from 1.1 to 2.8%; sucrose - from 4 to 8%; ash - from 0.59 to 0.71%; organic acids - from 8 to 56 mg%; pectin substances - from 0.19 to 0.38%; fiber - from 0.2 to 0.3%; starch - from 0.06 to 0.11%.

In addition, the composition of the melon includes: water, minerals Na, K, Ca, Mg, P, Fe, vitamins B1, B2, PP, C (Table 1).

Table 1: The chemical composition of melon varieties

Chemical composition	% wet weight by melon varieties									
	Kok-cha	Ich-kzyl	Ak-uruk	Umyrvaki	Qara-puchak	Koy-bash	Ak-tumshuk	Han-dalyak	Ameri	Zard
Dry matter	15.38	15.50	14.05	12.41	12.12	12.05	12.08	7.3-8.9	9.5	7-10
Total sugar	12.21	12.48	10.98	9.05	8.95	9.25	8.98	5.8-11.9	6.5-18.1	3.5-11.1
Monosugar	2.72	4.54	3.92	4.05	3.82	2.08	3.12	1.5-3.2	0.35-3.6	1.6-3.4
Fructose	0.80	1.16	1.80	1.25	1.82	0.98	2.02	0.5-2.3	0.2-2.9	0.9-1.9
Glucose	1.92	3.38	2.12	2.80	2.00	1.10	1.10	2.7-8.0	3.1-12.9	0.7-8.4
Sucrose	7.98	6.86	6.20	4.43	4.38	6.99	4.80	3.2-10.3	3.3-15.8	1.6-10.3
Cellulose	0.30	0.21	0.21	0.20	0.22	0.24	0.23	0.21	0.23	0.24
Pectin substances	0.22	0.20	0.19	0.28	0.28	0.24	0.24	0.27	0.22	0.24
Starch	0.09	0.10	0.11	0.07	0.06	0.06	0.06	0.06	0.07	0.06
Pentosans	0.38	0.40	0.28	0.16	0.19	0.12	0.22	0.20	0.15	0.20

Source: [1]

The most keeping varieties of melons that retain good taste until the spring of next year: umyrvaki, alla-hamma, etc.

The best varieties for processing: Vaharman, Ich-Kzyl, Shakar-Palak, Ameri, etc.

It should be noted that varieties of melon dagbedi local, ak-kaun 557, ameri 696, arbakeshka 1219 and so on are suitable for drying.

Experiments on these facilities were carried out in the following sequence:

Melons were cut into slices, the initial weights of each sample (pieces) were weighed on an analytical balance and divided into 5 samples.

The initial moisture content of pieces of selected melon varieties "Rais" and "Kharezm" was determined, and the process of IR-convective drying was carried out for 3 hours. Each sample thus reached a constant weight [5;10;11;12].

After processing the experimental data, the initial moisture values were obtained, equal to 89% for the Rais variety and 87% for the Kharezm variety, respectively. Weighed each sample was subjected to drying.

III. RESULTS

The process was carried out on a continuous drying unit, simultaneously inserting products with slices of 5 samples onto the pallet. The IR emitters were turned off, convection was made in the working chamber. During drying, the sample was weighed on an analytical balance every 30 min. The drying process lasted up to a constant weight of the material. The final moisture content in the material was 15-20%. Simultaneously, experiments were also carried out on each sample. The calculation results showed that there is not a very big difference between the indicators of 5 samples.

Based on the results of the experiments, the curves of melon drying under IR convection were obtained, shown in Figs. 1-4.

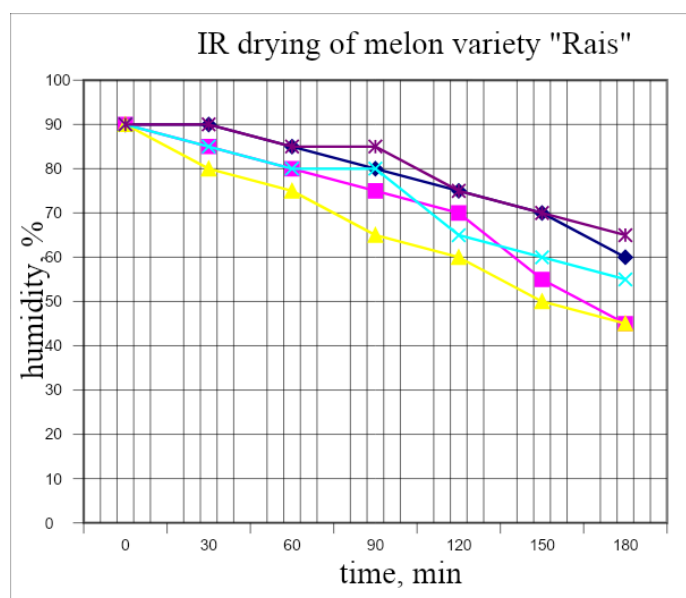
During IR-drying of melon slices of the “Rais” variety for 180 minutes, the moisture content of the latter was increased from 89% to 45-66%, respectively (Fig. 1). Such an intensity of the process, which is considered low, is not acceptable for modern drying installations. In addition, the dispersity of the final moisture content of the samples is 21%, which is a lot.

And with IR-convective drying of melon slices of the Rais variety for 180 minutes, the moisture content of the latter was increased from 89% to 15-20%, respectively (Fig. 2). This drying rate is much better than IR drying without a convective component. The dispersity of the final moisture content of the samples during IR convective drying is 5%, which is 4.2 times lower than IR drying.

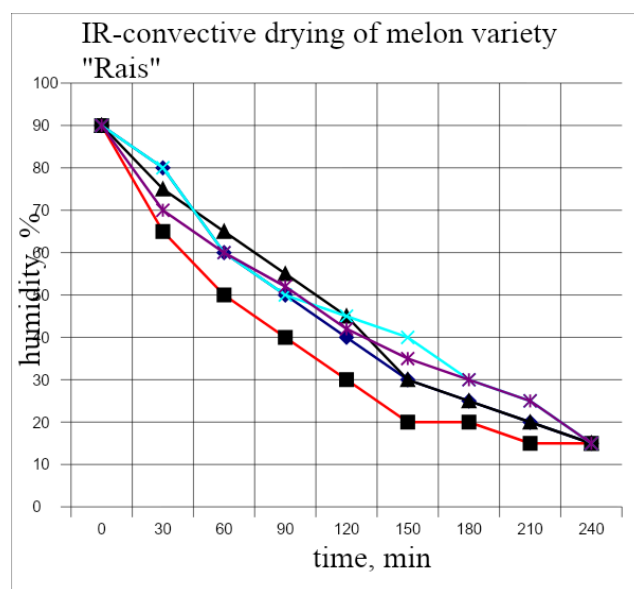
It follows that the use of IR radiation of samples with a heat flux power of 1.5 kW/m², together with drying by the convective method, makes it possible to bring the residual moisture content of the samples to a minimum of 15–20%, under otherwise identical conditions. And the dispersion of drying samples in the cross section of the drying apparatus affects the final result 4.2 times lower.

During IR-drying of melon slices of the Kharezsm variety for 180 minutes, the moisture content of the latter was increased from 87% to 20-45%, respectively (Fig. 3). Such an intensity of the process, which is considered low, is not acceptable for modern drying installations. In addition, the dispersity of the final moisture content of the samples is 25%, which is a lot.

And with IR-convective drying of melon slices of the Kharezsm variety for 180 minutes, the moisture content of the latter was increased from 87% to 16-30%, respectively (Fig. 4). This drying rate is much better than IR drying without a convective component. The dispersity of the final moisture content of the samples during IR convective drying is 14%, which is 1.8 times lower than IR drying.



×, ▲, ◇, ■, ● – sample curve designations
Source: [10;12]



×, ▲, ◇, ■, ● – sample curve designations
Source: [compiled by the authors]

Fig.1: Moisture change over time at a temperature of 70°C.

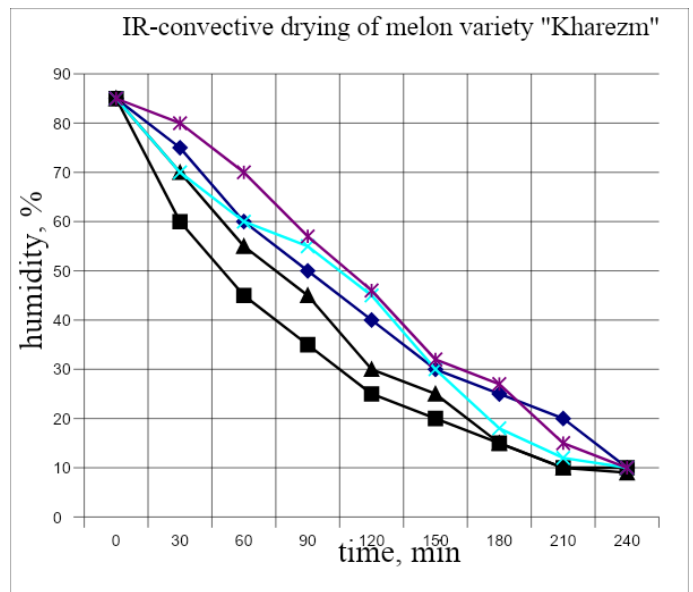
Fig.2: Moisture change over time at a temperature of 70°C.



×, ▲, ◇, ■, ● – sample curve designations

Source: [10;12]

Fig.3: Moisture change over time at a temperature of 70°C.



×, ▲, ◇, ■, ● – sample curve designations

Source: [compiled by the authors]

Fig.4: Moisture change over time at a temperature of 70°C.

From these experiments it becomes clear that the drying process largely depends on the mechanical structure of the raw material.

To study the effect of the drying method on the quality of the finished product used by us, its chemical composition was studied in the laboratory of the Institute "Chemistry of Plant Substances" of the Academy of Sciences of the Republic of Uzbekistan.

According to these studies, protein residues are 2.4% of the original amount versus 1.85%, vitamin C residues are 17.10 mg per 100 grams of the original amount versus 13.4 mg per 100 grams. Quantitative analysis of the state of carbohydrates shows that their residual amount is 49.10% versus 46.20% with the existing drying method.

IV. DISCUSSION

In recent years, intensive work has been carried out in the CIS and abroad on the use of short-wave infrared rays for the thermal processing of food products.

The authors of works [2;7] substantiated the technological regimes and parameters of heat treatment of the drying product - slices of pulp of melon fruits and ways to reduce the unevenness of humidity as one of the indicators of the quality of the finished product.

In the work of Kh.M. Muratov [8], the situation was similar, he solved the problem of reducing energy consumption for drying melon pulp on the basis of the use of artificial convective drying with preliminary electric pulse processing of raw materials. The parameters of pre-treatment of melon fruits are substantiated and the influence of preliminary electropulse processing on the process of artificial drying of its pulp and on its energy intensity is studied. Experimental and theoretical studies have also determined the optimal parameters for the process of convective drying of melon fruits. Also, when

designing a prototype of a technological line for the production of dried melon pulp, the results of studies of pre-treatment and artificial drying of melon pulp were used.

In the works of B. Alambergenov and Sh. Ubaydullaev [3], the issues of moisture-thermal processing of the drying product in the form of melon fruit pulp cut into slices were solved and the features of the initial technological process were considered, taking into account the heating of moisture transfer in destroyed capillaries under conditions of oscillatory thermal mode of processing raw materials and changing the direction of movement coolant. In these works, analytical dependencies have been developed and specific recommendations have been developed on the use of mechanization tools to influence the “time constant of the heat flow” parameter, with the help of which it is possible to reduce the uneven distribution of moisture in the product.

Based on our analysis, performed using the same theoretical framework used earlier in [12], the study of the process was carried out in two modes: 1) drying the product by the IR convective method without pretreatment; 2) drying by IR-convective method with pre-treatment of the product with high power IR rays.

V. CONCLUSION

The analysis of melon varieties suitable for drying was carried out. The biological and physical parameters of the melon were studied, which were characterized by the corresponding complex of physiological, chemical and other indicators. The physicochemical and other properties of melon as an object of drying have been studied.

The study of the process was carried out in two modes: 1) drying the product by the IR convective method without pretreatment; 2) drying by IR-convective method with preliminary processing of the product. It has been established that the use of IR radiation together with convective drying, compared with the absence of a convective component, makes it possible to reduce the moisture content of the product at a heat flux density of 1.5 kW/m². The use of IR radiation when drying samples at a heat flow rate of 1.5 kW/m², together with the convective component, makes it possible to bring the residual moisture content of the samples to a minimum - 15-20% and 20-25%, respectively, under otherwise equal conditions. This drying rate is much better than IR drying without convection. A comparative analysis of the proposed combination shows that IR-convective drying with preliminary pulsed processing of the drying object is promising. It is worth considering other types of pre-treatment, such as processing in the electromagnetic field of the microwave range, ultrasonic treatment, mechanical impact (vibration of the drying object, treatment with gas pressure and rarefaction, treatment in the field of centrifugal forces) on the drying object.

Based on experimental studies, it became clear that the drying process largely depends on the mechanical structure of the raw material. It has been established that the use of IR radiation together with the convective component of drying makes it possible to increase the drying speed and reduce the humidity of the drying object.

LIST OF USED LITERATURE

1. Artikov A.A., Choriev A.Zh. Characteristics and nutritional value of melon varieties grown in Uzbekistan // Storage and processing of agricultural raw materials, Moscow, 2001, No. 3. - p. 54-55.
https://scholar.google.com/scholar?q=related:jcvbrRMGAA4J:scholar.google.com/&scioq=&hl=en&as_sdt=0,5

2. Allambergenov B. Substantiation of the parameters of the drying process of melons in an oscillating mode. Abstract of the dissertation for the degree of candidate of technical sciences, Yangiyul, 1993.-17p.
3. <http://www.dslib.net/selxoz-mashyny/obosnovanie-parametrov-processa-sushki-dyn-pri-oscillirujuwem-rezhime.html>
4. A.S. USSR No. 1219035. Drying melon method. // Allambergenov B., Ubaidullaev Sh.Z., Pechorina T.V., Rasulov A.I., Abdumazhidov Sh.<https://findpatent.ru/patent/121/1219035.html>
5. Belik V.F. Melons and gourds. 2nd ed., Rev. and add. - M.: Kolos, 1975.-271p. https://www.studmed.ru/belik-v-f-bahchevodstvo_ba842ac4bc0.html
6. Gorlov I.F. New in the production of food products of increased biological value // Storage and processing of agricultural raw materials. - 2005. - No. 3. - P. 57-58.
7. <https://cyberleninka.ru/article/n/razrabotka-tehnologii-myasnogo-rublenogo-polufabrikata-polifunktsionalnoy-napravlenosti> Ginzburg A.S. Fundamentals of the theory and technology of food drying. Moscow: Food industry. 1973.- p. 528. <https://search.rsl.ru/ru/record/01007247019>
8. Khaitov R.A. Infrared irradiation and drying of melons using solar energy. Abstract of the dissertation for the degree of candidate of technical sciences. M.: 1993, -18s. <https://search.rsl.ru/ru/record/01000030650>
9. Muratov Kh.M. Energy consumption for drying melon pulp by preliminary electropulse processing. Abstract of the dissertation for the degree of candidate of technical sciences, M., 1989. -15p. <https://rusist.info/book/5527989>. Sazhin B.S. Fundamentals of drying technology. -M.: Chemistry,1984.-319s.https://www.studmed.ru/sazhin-b-s-osnovy-tehniki-sushki_eefeb226ecc.html.
10. Samadov O.B., Tukhtaev Sh.K., Dodaev K.O., Choriev A.Zh. Optimization of the process of IR-convective drying of melons / Journal. Chemistry and chemical technology, Tashkent. -№2, 2018. -p.64-68.
11. https://scholar.google.ru/citations?view_op=view_citation&hl=ru&user=HNqfOTkAAAAJ&citation_for_view=HNqfOTkAAAAJ:u-x6o8ySGoS
12. Samadov, SH.K. Tukhtaev, A.J. Choriev, B.A. SHomirov and B.M. Jumaev Study of the chemical composition of dried pumpkin // ETESD-2022. IOP Conf. Series: Earth and Environmental Science. 1112 (2022) 012089. IOP Publishing. doi:10.1088/1755-1315/1112/1/012089. <https://iopscience.iop.org/article/10.1088/1755-1315/1112/1/012089>
13. Tukhtaev Sh.K., Samadov O.B., Choriev A.Zh. Study of changes in moisture content of melon varieties during IR-convective drying /UNIVERSUM: Chemistry and Biology. Science Magazine. Issue: 11(77). Moscow, November 2020, part 2 pp. 21-26.
14. https://scholar.google.ru/citations?view_op=view_citation&hl=ru&user=HNqfOTkAAAAJ&citation_for_view=HNqfOTkAAAAJ:WF5omc3nYNoC



Scan to know paper details and
author's profile

Forensic Anthropology Cases in Uruguay: An Update (1992-2023)

Dr. Solla, Horacio E

ABSTRACT

The article presents an update of a quantitative analysis of the forensic anthropology cases that occurred in Uruguay from 1992 to 2023. The number of forensic anthropology cases has rapidly increased in Uruguay. Over 30 years this number had rise from 14 cases in 1992 to 75 cases in 2023, reached a maximum number of cases in 2006 and 2013, ascending to 91 cases for each year. Forensic anthropology cases processed between 1992 and 2023 at the Judicial Morgue of Montevideo ascending at the present to 1752. The Laboratory of Forensic Anthropology at the Judicial Morgue of Montevideo City was created in 1992, as a response to the need to address the backlog of cases. Since 1992 all the remains were analyzed to determine sex, stature and age at the time of death and, eventually the identity of the remains. In cases where a positive identification was made, a forensic anthropology analysis was also performed. The purpose of this paper is to describe the place of forensic anthropology in the Uruguayan medico-legal system, the evolution an increase of the number of cases from 1992 to 2023 and, to show its effectiveness in identification of human remains.

Keywords: forensic anthropology cases. forensic anthropology laboratory identification. uruguay.

Classification: LCC Code: HV8079.F6

Language: English



Great Britain
Journals Press

LJP Copyright ID: 925623
Print ISSN: 2631-8490
Online ISSN: 2631-8504

London Journal of Research in Science: Natural and Formal

Volume 24 | Issue 3 | Compilation 1.0



© 2024. Dr. Solla, Horacio E. This is a research/review paper, distributed under the terms of the Creative Commons Attribution-Noncom-mercial 4.0 Unported License <http://creativecommons.org/licenses/by-nc/4.0/>, permitting all noncommercial use, distribution, and reproduction in any medium, provided the original work is properly cited.

Forensic Anthropology Cases in Uruguay: An Update (1992-2023)

Dr. Solla, Horacio E

ABSTRACT

The article presents an update of a quantitative analysis of the forensic anthropology cases that occurred in Uruguay from 1992 to 2023. The number of forensic anthropology cases has rapidly increased in Uruguay. Over 30 years this number had rise from 14 cases in 1992 to 75 cases in 2023, reached a maximum number of cases in 2006 and 2013, ascending to 91 cases for each year. Forensic anthropology cases processed between 1992 and 2023 at the Judicial Morgue of Montevideo ascending at the present to 1752. The Laboratory of Forensic Anthropology at the Judicial Morgue of Montevideo City was created in 1992, as a response to the need to address the backlog of cases. Since 1992 all the remains were analyzed to determine sex, stature and age at the time of death and, eventually the identity of the remains. In cases where a positive identification was made, a forensic anthropology analysis was also performed. The purpose of this paper is to describe the place of forensic anthropology in the Uruguayan medico-legal system, the evolution an increase of the number of cases from 1992 to 2023 and, to show its effectiveness in identification of human remains.

Keywords: forensic anthropology cases. forensic anthropology laboratory identification. uruguay.

I. INTRODUCTION

Forensic anthropology has been one of the fastest growing of all forensic sciences, and its scope has been described by several authors (1-3). Its growth in the US has been attributed to scholars such as Wilton M. Krogman and J. Lawrence Angel (4, 5). T. Dale Stewart (6) carried out much of the pioneering research and Krogman defined the field (7). Other forensic anthropologists (8, 9) have also appreciated importance of research and practical needs globally. The growth of the field has been recorded in many countries (6, 10-16).

The study of the facial surface has always been of high interest to forensic anthropologists when identifying human skulls (17). Digital superposition is a common method of identification used by forensic anthropologists around the world (18). The technique of skull-photo superimposition has been used to assist in the identification of numerous victims and is accepted in courts in a number of countries (19-33). The scientific principles of this method were very well described in specialized literature (34-41). Adding a computer to this technique greatly improves it, adding a number of advantages and new possibilities (42-51).

In the last 30 years, forensic anthropology has been an active part of Uruguay's coroner system (52,53). The Forensic Institute at Montevideo City assigns medico-legal studies to the Forensic Medicine Department. Autopsies and other types of forensic studies, such as anthropological, are carried out at the Judicial Morgue of Montevideo City by the resident forensic anthropologist (54). The number of forensic anthropological cases has increased considerably since the 1992 inclusion of a forensic anthropologist to the medico-legal team. This eventually led to a higher rate of positive identification of skeletal remains (16).

Since its establishment in 1992, the Laboratory of Forensic Anthropology has given assistance to the coroner and legal authorities in several criminal involving the study of human skeletal remains (16), this concerns skeletonized, decomposed and burned human remains.

Generally, forensic anthropology cases are submitted to forensic anthropologists by coroners and legal authorities. When a positive identification is made based on a forensic anthropologist official report, the coroner signs the death certificate. Therefore, since 1992 the forensic anthropologist is an official consultant of the Forensic Medicine Department at Montevideo City (16).

It is very important to note that before 1992, all recovered skeletal remains were buried with no name and not anthropology examination was made by the pathologist or medical examiner. Since the creation of the Forensic Anthropology Laboratory at the Judicial Morgue of Montevideo City in 1992 more than 250 people have been identified by skull-photo comparison using digital superimposition technique. These positive identifications were later corroborated by dental or DNA studies.

The purpose of this paper is to present an update of the position of forensic anthropology in the Uruguayan medico-legal system, the higher amount of cases and, to show successful of skull-photograph comparison techniques are when used to identify human remains.

II. MATERIALS AND METHODS

The period analyzed was from 1992 to 2023 where the Laboratory of Forensic Anthropology had an active role in the study and identification of human remains. The year 1992 was considered as the foundation of the Forensic Anthropology at the Morgue Judicial of Montevideo city.

In 1992 the Forensic Anthropology Laboratory at the Judicial Morgue of Montevideo City was established. Since 1992 until 2023, 1752 forensic anthropology cases were analyzed. The human remains came from all over the country, including Montevideo City. All cases were assessed for the estimation of age at death, stature, sex, racial affinity, cause of death and eventually its identification. Condition of the remnants regarding decomposition and whether or not a positive identification was made was also noted. Most of the human remains were found in woods, fields, parks, rivers and lakes. Other remains were others recovered from locations like burned cars, septic tanks, highways, construction sites and abandoned houses. Those recovering the remains were typically police or civilians. Positive identifications when available were made from the Forensic Anthropology Laboratory at the Judicial Morgue of Montevideo City using skull-photo comparison techniques or by comparison of dental records. According to skull-photo superimposition techniques, two photographs showing frontal and lateral views are required for an accurate identification by the technique. Photographs were the placed under the video camera and illuminated by white fluorescent lamps. The image was adjusted on the computer monitor, and it was digitized by the video mixer unit and stored in the computer as a JPG file using a capture card device. Then, using a computer and an appropriated software, some key facial anatomical landmarks were traced (55). Moreover, eight examining lines introduced by Cai and Lan (39) were considered. Respecting all of these landmarks and lines, several comparisons lines, and other comparisons, are captured using an application of the digital mixer outside of an appropriated software. The skull is illuminated by fluorescent lamps and placed under the video camera. It is then manipulated by a servo motor until its position is seized in that of the individual in the photograph. After the skull has been adjusted in the optimal position, a photograph is captured and adjusted to fit as closely possible to that of the individual on the photograph. Afterwards, the image of the skull is digitized using the digital video mixer unit and then stored as JPG file in the computer. Then, both images are stored in the computer (skull and photo) and superimposed using an appropriated software for a more detailed comparison. This technique permits the desired combinations of skull-photo appraisal, including removal of soft tissue to view the underlying skeletal structures such the auditory

canal, zygomatics, jawbones, nasal root, dentition, chin, skull contours and so on. The entire process may be recorded by the computer unit and good quality photographs can be made by a computer printer to be attached to a forensic report.

III. RESULTS

From the period of analysis (1992-2023) the number of forensic anthropology cases increased from 14 in 1992 to 75 in 2023. About 59% of the cases from this period came from Montevideo Department, this is the smallest and most populated of the 19 Departments in Uruguay, having almost 2 million people within its scope and 41% were from the rest of the country (56).

Forensic anthropology cases increased in the period analyzed (1992-2023) from 12 cases in 1992 to 75 in 2023, reaching a higher number of cases from 2006 and 2013 with 91 from each year. All cases where human skeletal remains were identified using skull-photo comparison techniques assisted by a computer as well as dental records reached 240 cases.

IV. DISCUSSION

The only accurate indicator of assessing a specific method's contribution of the field is to quantify its practical application. Before 1992, forensic anthropological studies were not given serious consideration in Uruguay. Human remains, when discovered, were analyzed by coroners or medical examiners with little or no training in forensic anthropology. Most considerations were reduced to the determination of possible cause of death. Generally, remains could not be positively identified, so they were buried as unknown. As a solution to this problem, the Forensic Anthropology Laboratory was created at the Morgue Judicial of Montevideo City in 1992.

Ever since its establishment as a section of the Morgue Judicial, the number of anthropological cases analyzed has been increasing. Thus, an upward trend is best illustrated by a modest number of 20 cases in 1992 that had gone up in a moment to 75 cases in 2023, reaching 91 cases by 2006 and 2013. Therefore, forensic anthropology has become an integral part of the medico-legal disciplines and its investigative branch all around the world. The scientific contributions of forensic anthropology to identifying human remains and solving crime have been written up in literature by many scientists. It has been shown that participation of a trained forensic anthropologist can contribute considerably to the speedy identification of unknown cases and resolution of the crime.

This paper shows that in Uruguay the number of cases receiving expert evaluation has risen yearly over the last 30 years. This is likely due to the establishment of a forensic anthropology laboratory in the medical examiner's complex. Without doubt, this increase in case studies can be attributed to the familiarity of the service this new field can offer to law enforcement agencies and coroners. The location of the laboratory at the Morgue Judicial of Montevideo gave an opportunity to medico-legal officers to have an easy access to this service. The rate of positive identification has also improved considerably and comparable to other statistics in the USA (57).

According to the judicial forensic anthropology's files found at the Morgue of Montevideo City there were 1752 forensic anthropology cases from 1992 to 2023. In the majority of cases the remains were found by police or civilians in forests, fields, parks, lakes, or rivers. Some were found in burned cars, on highways, or in abandoned houses. All of the forensic anthropology cases were analyzed to determine the number of people, age at time of death, sex, stature, racial affinity, stage of decomposition of the remains (fresh, advanced decomposed, burned, or skeletonized), and eventually when it is possible a positive identification was made. Skull-photo digital superposition was used for identification purposes with available equipment at the Morgue Judicial of Montevideo City, together with other methods like

DNA, radiography or dental studies. However, skull-photograph comparisons by digital superposition assisted by computers was the most useful method used in identifying human remains in Uruguay from the period 1992-2023. This included a total of 240 cases which were solved and identified these techniques and, the number of people identified with skull-photo comparison techniques can be easily compared to that provided by others (57,58). This comparison of results confirms that the establishment of the Forensic Anthropology Laboratory at the Judicial Morgue of Montevideo has vastly enhanced the scientific community's ability to identify human skeletal remains in Uruguay.

However, the rate of identification in Uruguay depends on a number of facts. First, law enforcement agencies may not be knowledgeable about what pieces of data are relevant to help obtain a positive identification. Second, positive identification may be very difficult when no missing people have been reported. Factors of individualization are the process whereby a set of unique skeletal characteristics is matched with those of a missing person (2). Therefore, a positive identification could not be established when there are no comparative records. Third, dental records are particularly difficult to obtain in Uruguay as well as many other countries in Latin America. This is because dental health is poor and minimally maintained by most people due to the high cost. However, forensic anthropological work has made a significant positive contribution to the medico-legal system in the last 30 years in Uruguay. The number of cases increased to a level obtained in other more technologically advanced countries (57,58).

V. CONCLUSION

Today, forensic anthropology has been integrated into forensic teams in the majority of countries around the world. It is also working its way into medico-legal systems around the world. Scientific literature has described numerous times in which forensic anthropology has solved crimes or identified skeletal remains. Clearly, it is important to have a well-trained forensic anthropologist available when human skeletal remains are found and positive identification must be made. The number of forensic anthropology cases has growth in Uruguay over the last 30 years, from 14 cases in 1992 to 75 in 2023, reaching the higher number in 2006 and 2013. Hopefully, in future cases, there will be an even higher percentage of positive identifications. All anthropological forensic investigations were commencing with initial observations about the sex, age, race and stature, time since death and cause of death. Skull-photo comparison was made by the digital superimposition using a computer. It showed sufficient consistency between the skulls and the facial photographs submitted for comparison. But the success in identification of human remains using skull-photo comparisons depends upon the quality of the submitted photograph as well as correct positioning of the skull and mandible. Although the remains were identified by skull-photo superimposition, results of another technique were used as evidences and incorporated in the final report, such as radiography, dental or DNA studies. The latter were consequently found to be in agreement with the identification based on skull-photo comparison. Forensic anthropological contributions to the Uruguayan medico-legal system have increased in the last 30 years. The number of cases in which positive identifications have been reached is similar to those of the US and European countries. It should be noted that according to actual tendencies, forensic anthropology cases are increasing. Among the reasons that explain this increase are the following:

- a. The creation of the Forensic Anthropology Laboratory at the Judicial Morgue of Montevideo City in 1992, this made it easier for medical examiners and coroners to contact the resident forensic anthropologist when needed.
- b. The creation of a full-time Resident Forensic Anthropologist position at the Laboratory in 1992.
- c. The ability to have a trained forensic anthropologist working in a forensic team with medical examiners, coroners, dentists and radiologists.

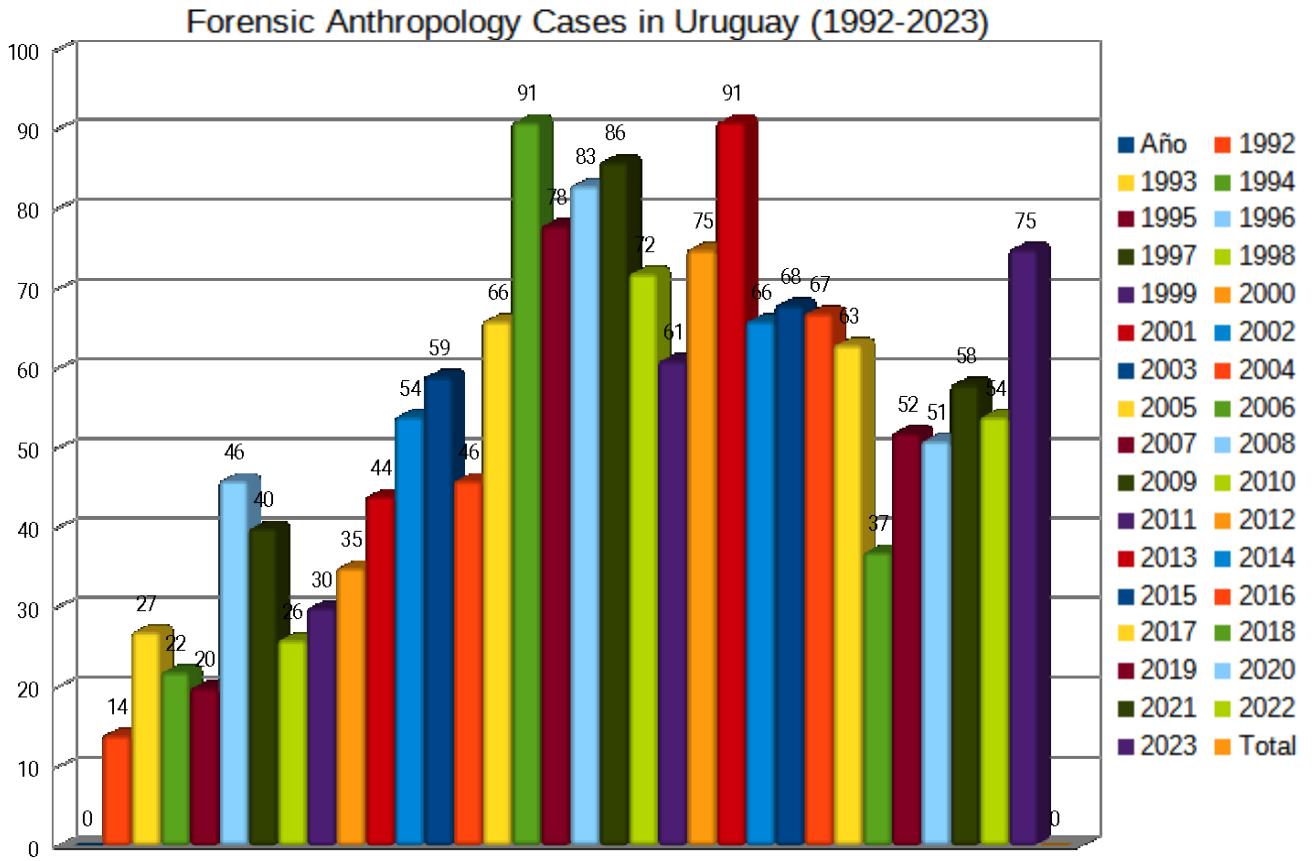
- d. A better knowledge of the scope of this modern branch of forensic science by the medico-legal system as a whole.
- e. The high percentage of positive identifications carried out by the Forensic Anthropology Laboratory from the period 1992-2023.

REFERENCES

1. Iscan M Y, 1988a. Rise of Forensic Anthropology. *Yrbk Phys Anthropol* 31: 203-230.
2. Solla H E, 1991. La Antropología Forense, *Rev. Mutual. Israelita del Uruguay*, 3: 34-35.
3. Iscan M Y, Loth S R, 1997. The scope of forensic anthropology. In: W.G. Eckert (Ed.), *Introduction to Forensic Sciences*, CRC Press, Boca Raton, FL, pp. 343-369.
4. Iscan M Y, 1987. John Lawrence Angel, Ph.D.1915-1986, a tribute and remembrance, *J. Forensic. Sci.* 32:1484-1485.
5. Iscan M Y, 1988b. Wilton Marion Krogman, Ph.D. (1903-1987): the end of an era. *J. Forensic. Sci.* 33:1473-1476.
6. Stewart T. D, 1979. *Essentials of Forensic Anthropology: Especially as Developed in the United States*, Charles C. Thomas, Springfield, IL.
7. Iscan M Y, 1990a. The Wisdom of Wilton Marion Krogman. *Adli tip Derg*, 6: 107- 117.
8. Iscan M Y, 1990b. Forensic Anthropology in International Forum. *Adli Tip Derg*, 6: 103-105.
9. Iscan M Y, 1998. Progress in forensic anthropology: the 20th century, *Forensic. Sci. Int.* 98:1-8.
10. Jablonski N G, 1987. The role of anthropology in forensic investigations in Hong Kong, or how did a nice girl like you get mixed up in a messy business like this? *Hong Kong Anthropol Bull* pp 12-13.
11. Krogman W M, Iscan M Y, 1986. *The Human Skeleton in Forensic Medicine*. 2nd Ed. Springfield, IL, Charles C Thomas, Publisher.
12. Iscan M Y, 1995. Forensic anthropology around the world, *Forensic. Sci. Int.* 74:1-3.12
13. Steyn M.J.H, Meiring W. C, Nienaber A. 1997. Forensic anthropology in South Africa: a profile of cases from 1993 to 1995 at the Department of Anatomy, University of Pretoria, *S. Afr. J. Ethnol.* 20: 23-26.
14. Rodríguez J.V, 1996. Panorama de la Antropología Biológica en Colombia y su relación con el ámbito latinoamericano y mundial. *Bogotá, Maguare* 11: 75-102.
15. Rodríguez J.V, 2004. *La Antropología en la Identificación Humana*. Bogotá. Universidad Nacional de Colombia.
16. Iscan M Y, Solla H E, 2000. Forensic anthropology in Latin America, *Forensic Sci. Int.* 109:15-30.
17. Iscan M Y, Helmer R P (Eds.) 1993. *Forensic Analysis of the Skull: Craniofacial Analysis, Reconstruction, and Identification*, John Wiley, New York.
18. Grüner O, 1993. Identification of skulls: a historical review and practical applications. In: M Y Iscan, R P Helmer (Eds) *Forensic Analysis of the Skull: Craniofacial Analysis, Reconstruction and Identification*. New York, Wiley pp 29- 45.
19. Glaister J, Brash, J C, 1937. *The Medico-legal Aspects of the Buck Ruxton Case*, E. and S. Livingston, Edinburgh.
20. Basauri C, 1967a. A body identified by forensic odontology and superimposed photographs. *Int. Crimin Pol Rev*; 204:37-43.
21. Basauri, C, 1967b. Determinación de la identidad mediante la pericia, odonto-legal, aplicando la técnica de superposición fotográfica. *Revista Internacional de Policía Criminal*, Madrid 205: 37-43.
22. Dorion R B J, 1983. Photographic superimpositions. *J Forensic Sci* 28:724-34.
23. Eckert WG, Teixeira W R, 1985. The identification of Josef Mengele. A triumph of international cooperation. *Am. J. Forensic Med Pathol* 6: 188-191.
24. Curran, W. J. 1986. The forensic investigation of the death of Josef Mengele. *N Engl J Med* 315:1071-1073.

26. Helmer R, 1986. Identifizierung der Leichenuberreste des Josef Mengele, Arch. Kriminol. 177:130-144.
27. Helmer R, 1987. Identification of the Cadaver Remains of Josef Mengele. J Forensic Sci 32: 1622-1644.
28. Iten PX, 1987. Identification of skulls by video superimposition. J Forensic Sci 32: 173-188
29. Soto Izquierdo H Barcos Velázquez C, 1989. Identificación de las víctimas de un psicópata sexual en la República del Ecuador. En: Estudios de Antropología Biológica, UNAM, México City, pp. 727-73
30. Ivanov P L, Abramov S S. 1991. Authentication of the skeletal remains of the Last Russian Tsar and Royal Family: Cooperation between forensic craniofacial specialists and DNA experts. Moscow: Bureau of the Chief Forensic Medical Examiner.
31. Ubelaker, D H, 1996. The Remains of Dr. Carl Austin Weiss: Anthropological Analysis. J Forensic Sci 41:60-79.
32. Solla H E, Iscan, M Y, 2000 Identification of Mr. Roberto Gomensoro Josman. Forensic Sci Int 151: 213-20.
33. Solla H E, Iscan M Y, 2001. Skeletal Remains of Dr. Eugenio Antonio Berríos Sagredo. Forensic Sci Int 116:201-211.
34. Solla H E, Iscan M Y, McCabe B. 2010. Skeletal remains of Ubagesner Chaves Sosa and Dr.Fernando Miranda: victims of a dictatorial regime in Uruguay. The Forensic Examiner, 19: 28-39.
35. Solla H E, Iscan M Y, McCabe B, 2013. A rare case of identification and preservation of human remains. Rev. Arg de Anat Clin; 5 (3):240-249.
36. Colonna M, Pesce Delfino V, Introina F Jr. 1980. Identificazione mediante sovrapposizione cranio-photo del viso a meso di circuito televisivo: applicazione sperimentale di una nova metodica. Boll Soc Ital Biol Sper 56: 2271-2277.
37. Robert B J, 1983. Photographic Superimposition. Am. J Forensic Sci 28: 724-734.
38. Helmer R, Schimmler J B, Rieger J, 1989. On the conclusiveness of skull identification via video superimposition technique. Can Soc Forensic Sci J. 22: 177-194.
39. Helmer R, Schimmler J B, Rieger J, 1989. On the conclusiveness of skull identification via video superimposition technique. Can Soc Forensic Sci J. 22: 177-194.
40. Cai D, Lan Y, 1982a. Research on standards for skull to photo superimposition. Criminal Technol (Suppl), Beijing, pp 34- 40.
41. Cai D, Lan Y, 1989. A study on the standard for forensic anthropologic identification of skull- image superimposition. J Forensic Sci 34: 1343-56.
42. Cai D, Lan Y, 1993. Standards for skull to photo superimposition. In: M Y Iscan, R P Helmer (Eds), Forensic Analysis of the Skull: Craniofacial Analysis, Reconstruction and Identification. New York, Wiley pp. 171-181.
43. Seta S, Yoshino M Y. 1993. A combined apparatus for photographic and video superimposition. M Y Iscan, R P Helmer (Eds). Forensic Analysis of the Skull: Craniofacial Analysis, Reconstruction and Identification. New York, Wiley, pp 161-169.
44. Maples W R, Browning M. 1994. The Reliability of Skull Photograph Superimposition on Individual Identification. J Forensic Sci 39: 446-455.
45. Pesce Delfino V, Colonna M, Vacca E, Potente F, Introina F Jr, 1986. Computer-aided skull/face superimposition. Am J Forensic Medicine and Pathology 7: 201-12.
46. Pesce Delfino V, Vacca E, Potente F, Lettinii T, Colonna M. 1993. Shape analytic morphometry in computer-aided skull identification via videosuperimposition. In: M Y Iscan. R P Helmer (Eds) Forensic Analysis of the Skull: Craniofacial Analysis, Reconstruction and Identification. New York, Wiley, pp 131-159.
47. Bajinoczky I, Kiralyfalvi L, 1995. A new approach to computer aided comparison of skull and photographs. Int J Legal Med. 108: 157-161.

50. Smeets B, De Valck, E. 1996. L'utilisation de l'ordinateur en odontologie: superposition video et reproduction faciale par le biais d'une interface informatique. *Rev Belge Med Dent* 51: 272-283.
51. Ubelaker, D H. 1992. Computer assisted photographic superimposition. *J Forensic Sci.* 37: 750-76248
52. Ubelaker D H, O'Donnell GE. 1997. Computer Assisted Facial Reproductions, *Journal of Forensic Scie* 2: 155-162.
53. Yoshino, M, H. Matsuda, S. Kubota, K. Imaizumi, S. Miyasaka, S. Seta, 1997. Computer-assisted skull identification system using video superimposition, *Forensic Sci. Int.* 90:231-244..
54. Iscan M Y, Loots, M. 2000. Computer use in forensic sciences: electronic use in forensic medicine, in: J. Siegel, P. Saukko, G. Knupfer (Eds.), *Encyclopedia of Forensic Sciences*, Academic Press, forthcoming, London.
55. Jayaprakash P T, Srinivasan G, Amravanewaran M G, 2001. Cranio-facial morphanalysis: a new method for enhancing reliability while identifying skulls by photosuperimposition. *Forensic Sci Int* 117: 121-43.3
56. Humpire, D J, Soto B. 2013. *Análisis del Cráneo, Aproximación Facial en la Identificación por Superposición de Imágenes en la Criminalística*. Lima. Grupo Editorial Cromeo, 178 pp.
57. Solla, H E, 1994. *Antropología Forense: Estudio de Casos*, Ediciones Populares para América Latina, Montevideo.
58. Solla HE, 2001. Los peritajes antropológico- forenses en Uruguay "1950-1999". Montevideo. Suprema Corte de Justicia.
59. Solla HE. 2002. Reconstructing Skeletal remains. An International Perspective. Study and Identification of Human Skeletal Remains in Uruguay (1950-2001). *The Forensic Examiner*, 14: 20-25.
60. Schiappapietra L, 1995. "Conceptos Sobre la Organizacion y Funcionamiento de la Justicia: Aspectos Generales Sobre la Justicia Penal y Civil". En: *Medicina Legal, Oficina del Libro*. Montevideo, Uruguay: Asociación de Estudiantes de Medicina, Facultad de Medicina, 27-39.
61. Comas J, 1976. *Manual de Antropología Física*. México, D.F, U.N.A.M., pp 383-384.
62. Instituto Nacional de Estadísticas (I.N.E.). *Datos Preliminares del Censo Nacional de Población y Vivienda de 2013*, Instituto Nacional de Estadísticas,
63. Montevideo, 2014.
64. Bass W.M, Driscoll M P. 1983. Summary of skeletal identification in Tennessee: 1971-1981, *J. Forensic Sci.* 28:159-168.
65. Marks M.K, 1995. W.M Bass and the development of forensic anthropology in Tennessee, *J Forensic Sci* 40:741-750.





Scan to know paper details and
author's profile

Level of Awareness of Boat Captains in Terms of International Regulations for Preventing Collision at Sea in Region V1

Sheila M. Picpican

ABSTRACT

The safety of life at sea is a very important aspect in terms of navigation. The purpose of the study is to determine the level of awareness of the Boat Captains in terms of sounds and light signals and lights and shapes on Collision Regulations by using the validated questionnaires that the author was provided based on the International Collision Regulations for Preventing Collision at Sea. The study was conducted in the different areas of Region V1 namely: Boracay Island Malay, Aklan, Estancia, Roxas City Capiz, and Guimaras Province. The study was conducted last November 2018 to November 2019. Participants of the Modified Basic Safety Training Course with Typhoon Awareness and Collision Regulations conducted by the Maritime Industry Authority, Region VI Iloilo City, and Iloilo State College of Fisheries, were utilized as respondents of the study. The respondents were composed of One Hundred Eighty boat captains through stratified sampling using Slovin's formula. A qualitative/Quantitative research design was employed in the study. Open-ended validated questionnaires were administered to the selected respondents. Focus group discussion was conducted to get reliable data from their personal experiences at sea. Answered questionnaires were gathered, tabulated, and analyzed using appropriate statistical tools.

Keywords: forensic anthropology cases. forensic anthropology laboratory identification. uruguay.

Classification: LCC Code: VK1251-1251.7

Language: English



Great Britain
Journals Press

LJP Copyright ID: 925621
Print ISSN: 2631-8490
Online ISSN: 2631-8504

London Journal of Research in Science: Natural and Formal

Volume 24 | Issue 3 | Compilation 1.0



© 2024, Sheila M. Picpican. This is a research/review paper, distributed under the terms of the Creative Commons Attribution-Noncom-mercial 4.0 Unported License <http://creativecommons.org/licenses/by-nc/4.0/>, permitting all noncommercial use, distribution, and reproduction in any medium, provided the original work is properly cited.

Level of Awareness of Boat Captains in Terms of International Regulations for Preventing Collision at Sea in Region V1

Sheila M. Picpican

ABSTRACT

The safety of life at sea is a very important aspect in terms of navigation. The purpose of the study is to determine the level of awareness of the Boat Captains in terms of sounds and light signals and lights and shapes on Collision Regulations by using the validated questionnaires that the author was provided based on the International Collision Regulations for Preventing Collision at Sea. The study was conducted in the different areas of Region V1 namely: Boracay Island Malay, Aklan, Estancia, Roxas City Capiz, and Guimaras Province. The study was conducted last November 2018 to November 2019. Participants of the Modified Basic Safety Training Course with Typhoon Awareness and Collision Regulations conducted by the Maritime Industry Authority, Region VI Iloilo City, and Iloilo State College of Fisheries, were utilized as respondents of the study. The respondents were composed of One Hundred Eighty boat captains through stratified sampling using Slovin's formula. A qualitative/Quantitative research design was employed in the study. Open-ended validated questionnaires were administered to the selected respondents. Focus group discussion was conducted to get reliable data from their personal experiences at sea. Answered questionnaires were gathered, tabulated, and analyzed using appropriate statistical tools. The results of the study in the sounds and lights signal the mean of the pretest is 3.05 knowledgeable and the level of awareness in terms of lights and shapes the mean of pretest is 5.86 it is knowledgeable. The Collision Regulations training for the boat captains must be continued to improve their level of awareness and they need it in their profession. The MARINA must provide a Memorandum Circular about the Boat Captains that they must have a Certificate on the "International Collision Regulations Course" so that they are aware of the Rules of the Road and they can apply their profession and minimize or prevent whatever accidents happen onboard.

I. INTRODUCTION

Basic safety training offers maritime students as well as professionals different training on personal survival techniques, disaster management, and others while disaster preparedness is a process of ensuring that an organization has complied with the prevention measures. It is assumed as a state of readiness to contain the effects of a forecasted disastrous event to minimize loss of life, injury, and property damage. It is extensively defined as a way to provide rescue, relief, rehabilitation, and other services in the aftermath of a disaster. It entails the capability and resources to continue to sustain its essential functions without being overwhelmed by the demand placed on them, first and immediate response – emergency preparedness. Training is not a "recreational" luxury to be implemented when times are good, but a continuous effort that is even more valuable when times are rough. Proper planning of disaster awareness and disaster preparedness activities in isolation from people's daily lives and everyday concerns will rarely succeed. This is because people's interest in disaster preparedness fades if it has been a long time between disaster events. Typhoons affect the natural environment and cause harm to trees and other vegetation, including crops that communities may rely on for sustenance trade or both. In addition, these typhoons not only destroyed agricultural and industrial properties but also killed thousands of lives. Equally, the Philippines is a nation surrounded by water. In so much so,

the nation sees many water-related accidents and disasters on a yearly basis. Thousands of people have been killed by ferry and boating accidents in the Philippines. Due to the fact, that our nation consists of 7,563 islands, and many are not able to afford air travel or are located too remote to an airport facility, ferry boats are the predominant mode for national travel. Likewise, bad weather, especially during typhoon season, poor maintenance, overloading of vessels -- especially during the Christmas season as families return to their villages for reunions -- and lax enforcement of regulations have brought many tragedies. Natural disasters caused by eliminate change are among the greatest threats faced by the world, especially the developing countries.

II. STATEMENT OF THE PROBLEM

This study aims to determine the level of awareness of the Boat Captain in terms of sounds lights signals and light and shapes on Collision Regulations.

1. What is the level of awareness of the Boat Captains in terms of sounds and light signals on Collision Regulations?
2. What is the level of awareness of the Boat Captains in terms of lights and shapes on Collision Regulations?

III. METHODOLOGY

This chapter presents the research design, locale of the study/site, respondents, sample size, sampling technique, research instrument, data gathering procedure, and data analysis.

3.1. Research Design

Descriptive qualitative/quantitative research design.

3.2. Locale/Study Site

Selected areas in Region VI namely: Boracay Island Malay, Aklan, Estancia, Roxas City Capiz, and Guimaras

3.3. Respondents

Boat Captains in selected areas in Region VI namely: Boracay Island Malay, Aklan, Estancia, Roxas City Capiz, and Guimaras

3.4. Sampling Techniques

Stratified sampling using Slovin's formula

3.5. Research Instrument

Validated Survey Questionnaires in sounds and light signals and light and shapes based on international collision regulations 1972.

3.6. Data Gathering Procedure

Propose the MBSTC training with Typhoon Awareness to be approved by the President of the Administration then after the approval sends an invitation letter to the MARINA for the resource speaker and after the approval make a courtesy call to the Mayor of every selected area to inform about

the training to be conducted after the approval of the Mayor coordinate with the president of the organization and met the boat owners to inform the training to be conducted by the MARINA and ISCOF so that they will inform their crew to participate in that said training.

3.7. Data Analysis

Data gathered will be recorded and subject to statistical analysis.

IV. RESULTS AND DISCUSSION

4.1 Findings with analysis and interpretation

The study aimed to know the level of awareness of Boat Captains in selected areas of Region V1. It also assessed the experiences of the Boat Captains in maneuvering and handling the ship in terms of bad weather. The response for each question and its findings are presented in the succeeding table.

The Level of awareness of sounds and light signals result was presented using the following:

Scale		Description
5	5.00 - 4.21	Very Much Knowledgeable
4	4.20 - 3.41	Much Knowledgeable
3	3.40 - 2.61	Knowledgeable
2	2.60 - 1.81	Less Knowledgeable
1	1.80 - 1.00	Very Less Knowledgeable

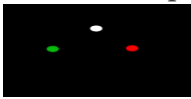
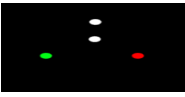




The following tables are the results of the pretest exam on sounds and light signals on collision regulations.

Item	Correct	Wrong
1. One short blast to mean. (Isa ka utod nga pag busina)	124	58
2. Two short blasts to mean (Duha ka utod utod nga pagbusina)	103	79
3. Three short blasts to mean (Tatlo ka utod utod nga pag busina)	120	62
4. One flash to mean (Isa ka pag igpat sang suga)	114	68
5. Two flashes to mean (Duha ka pag igpat sang suga)	94	88

The Level of awareness in lights and shapes result was presented using the following:

Scale		Description
5	8-10	Very much knowledgeable
4	6-7.99	Much Knowledgeable
3	4-5.99	Knowledgeable
2	2-3.99	Less Knowledgeable
1	0-1.99	Very Less Knowledgeable

The following tables are the results of the pretest exam on light and shapes on collision regulations.

Item	Correct	Wrong
1. What does this represent? 	121	61
2. What does this represent? 	120	62
3. . What does this represent? 	124	58
4. What does this represent? 	114	68
5. What does this represent? 	105	77
6. What does this represent? 	98	84

7. What does this represent? 108 74



8. What does this represent? 102 80



9. What does this represent? 92 90



10. What does this represent? 82 100



The result of the mean on the pretest in sound and light signals and the pretest in lights and hapes.

	T-test			
	Mean	N	Std. Deviation	Std. Error Mean
Pretest in sounds and light signals	3.0495	182	1.34730	.09987
Pretest in lights and shapes	5.8571	182	2.13920	.15857

V. CONCLUSIONS

- In terms of sound and light signals in the pretest result the highest score is item number one. One short blast to mean (isa ka utod nga pag busina) got 124 respondents answered correctly out of 182 respondents.
- In terms of light and shapes the pretest result in the highest item is number three 124 respondents answered correctly.
- Based on the T-test result the mean of sound and light signals in the pretest is 3.0495 which means that it is knowledgeable based on the scale I was presented.
- Based on the T-test the result of the mean of light and shapes in the pretest is 5.8571 which means that it is knowledgeable based on the scale that I was presented.

RECOMMENDATIONS

The result of the research study the following recommendations were drawn:

- The training on Collision Regulations for the boat captains must be continued to improve their level of awareness.
- The boat owners must send their boat captains for the training.
- The MARINA must provide a Memorandum Circular about the Boat Captains that they must have a Certificate on the "International Collision Regulations Course" so that they are aware of the Rules of the Road and they can apply their profession and minimize and prevent whatever accidents happen onboard.

REFERENCES

1. <http://apjeas.apjmr.com/wp-content/uploads/2016/08/APJEAS-2016.3.2.11.pdf> Modified Basic Safety Training with Typhoon. Awareness as a Response to Disaster. Preparedness.
2. Asia Pacific Journal of Education, Arts, and Sciences, Vol. 3 No. 2, April 2016 83 P-ISSN 2362-8022 | E-ISSN 2362-8030 | www.apjeas.apjmr.com
3. <http://www.imo.org/en/KnowledgeCentre/ReferencesAndArchives/HistoryofSafetyatSea/Documents/P.%20Boisson> - The History of Safety at Sea T – International Maritime Organization
4. <http://penobscotmarinemuseum.org/pbho-1/life-at-sea/life-sea-introduction> - Life at Sea: Introduction - Penobscot Marine Museum
5. <http://apjeas.apjmr.com/wp-content/uploads/2016/08/APJEAS-2016.3.2.11.pdf> Modified Basic Safety Training with Typhoon. Awareness as a Response to Disaster. Preparedness.
6. Susan, J (2011). Well, Trained Employees are the Key to Small Business Success. Journal of Business Management Voll Vii Issue 1
7. Buted, D. R., Felicen, M. S. S., Macatangay, J. E. G., Andal, N. J. F., Pangpang, K. N. R., Suayan, M. C. V. & De Leon, J. D. (2014). Effectiveness of Basic Safety Training among Cruise Line Students. Asia Pacific Journal of Multidisciplinary Research| Vol, 2(3).
8. Sugimoto, M., Iemura, H., & Shaw, R. (2010). Tsunami height poles and disaster awareness: Memory, education and awareness of disaster on the reconstruction for the resilient city in Banda Aceh, Indonesia. Disaster Prevention and Management: An International Journal, 19(5), 527-540.
9. Karanci, A. N., Aksit, B., & Dirik, G. (2005). Impact of a community disaster awareness training program in Turkey: Does it influence hazard-related cognitions and preparedness behaviors? Social Behavior and Personality: An International Journal, 33(3), 243-258. [5] Rogstadius, J., Vukovic, M., Teixeira, C. A., Kostakos, V., Karapanos, E., & Laredo, J. A. (2013). CrisisTracker: Crowdsourced social media curation for disaster awareness. IBM Journal of Research and Development, 57(5), 4-1.
10. This article is reproduced by kind permission from Mr. Philippe Boisson author of "Safety At Sea. Policies, Regulations, and International Law". Paris, Edition Bureau Veritas, 1999 ,ISBN 2-86413-020-3
11. BOISSON, Philippe. Safety At Sea. Policies, Regulations, and International Law. Preface by William A. O'Neil. Paris, Edition Bureau Veritas, 1999 ISBN 2-86413-020-3
12. BOISSON, Philippe. Politiques et Droit de la Securite Maritime. Preface de William A. O'Neil. Paris, Edition Bureau Veritas, 1998 ISBN 2-86413-020-3.
13. Collision rules | Maritime-Connector.com
14. <http://maritime-connector.com/wiki/collision-rules/>